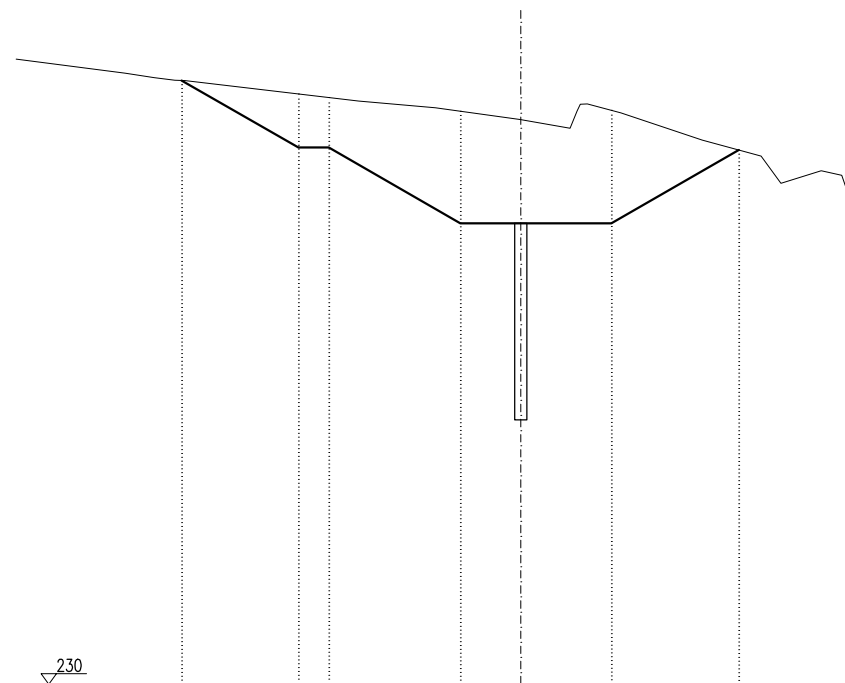


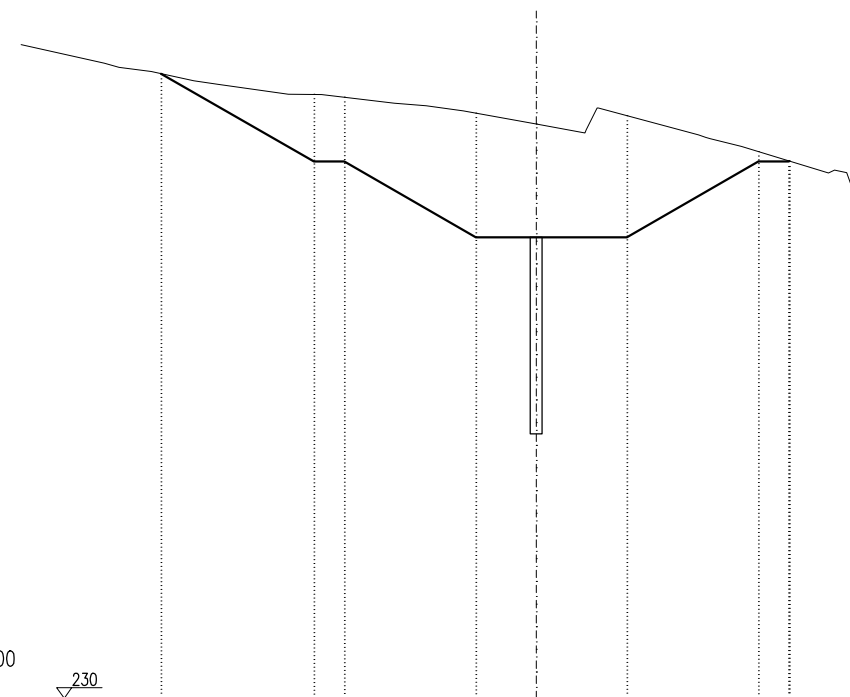
8 - 60.000



Scala : 1/500

Distanze parziali		7.73	2.00	8.70	4.00	6.00	8.41	
Quote progetto	-269.94	-265.50	-265.50	-260.50	-260.50	-265.33		
Quota fondo diaframma				-267.35	-247.50			
Quote terreno	-269.94	-269.05	-268.81	-267.90	-267.35	-265.33		

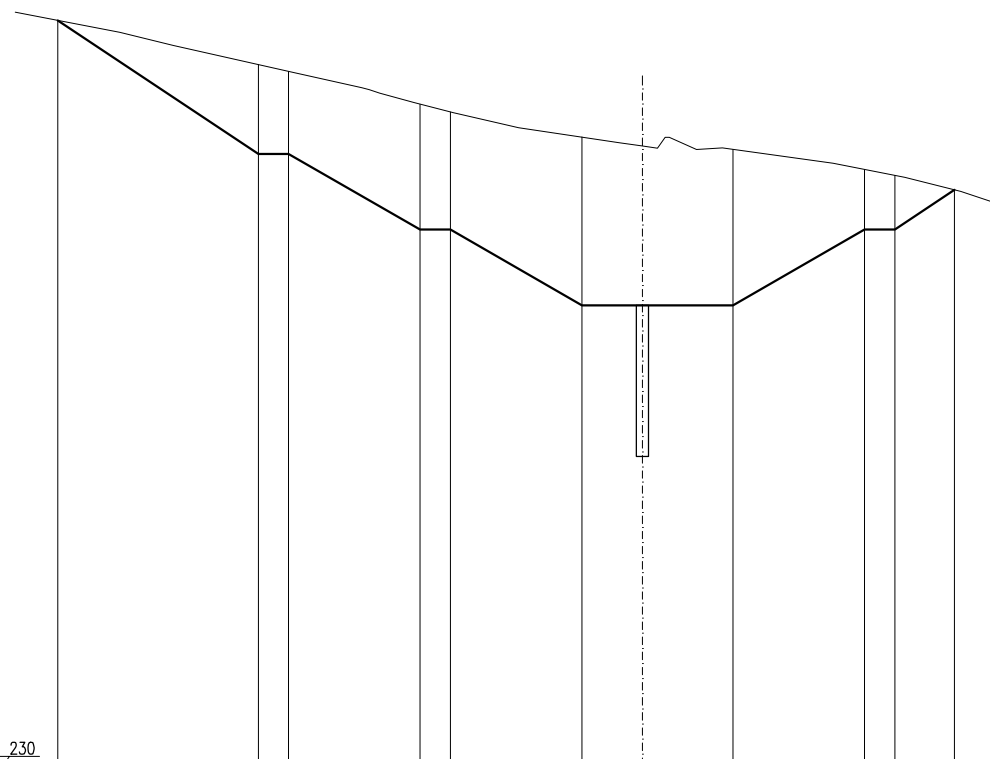
9 - 64.748



Scala : 1/500

Distanze parziali		10.12	2.00	8.70	4.00	6.00	8.70	2.00
Quote progetto	-271.32	-265.50	-265.50	-260.50	-260.50	-265.50	-265.50	-265.50
Quota fondo diaframma				-267.98	-247.50			
Quote terreno	-271.32	-269.94	-269.76	-268.70	-267.98	-268.54	-266.15	-265.55

10 - 84.200



Scala : 1/500

Distanze parziali		13.26	2.00	8.70	2.00	8.70	4.00	6.00	8.70	2.00	3.94
Quote progetto	-279.39	-270.55	-270.55	-265.55	-265.55	-260.55	-260.55	-265.55	-265.55	-268.18	
Quota fondo diaframma				-271.08	-250.55						
Quote terreno	-279.39	-276.46	-276.02	-273.84	-273.33	-271.67	-271.08	-270.85	-269.53	-269.13	-268.18